

Design, Modeling and Simulation of the Control of a 4 DOF exoskeleton

Jhorkaef Pena-Chavez, B.Sc¹, Lisbeth Rocca-Huaman, B.Sc¹, Kevin Acuna-Condori, M.Sc¹,
and Cesar Ciriaco-Martinez, M. Sc¹

¹ Universidad Tecnológica del Perú, Perú, U19207387@utp.edu.pe, U17303729@utp.edu.pe,
C17419@utp.edu.pe, C14110@utp.edu.pe

Abstract– This study presents the design, modeling, and simulation of a 4 DOF (Degrees of Freedom) exoskeleton aimed at augmenting human mobility and strength, with applications in both rehabilitation and human performance enhancement. By leveraging advanced computational tools and simulation techniques, the research addresses critical aspects of exoskeleton development, including mechanical design, actuation mechanisms, and control strategies. Preliminary mechanical testing of a 3D-printed model validates the theoretical design, highlighting the potential of the proposed system to meet the intended performance objectives with a focus on user comfort and safety.

The results from simulation studies reveal the precision and adaptability of the control system, demonstrating its capability to execute complex movements with minimal error and respond effectively to dynamic disturbances. Energy efficiency analysis indicates that the chosen actuation methods optimize power consumption, suggesting the possibility of extended operational durations. Although the absence of a fully functional prototype limits the scope of empirical validation, the findings provide a solid foundation for future development. Recommendations include the fabrication and testing of a complete prototype, exploration of user-centric design adaptations, and the integration of advanced control algorithms. This research contributes to the body of knowledge in exoskeleton technology, offering insights that could accelerate the development of accessible and effective mobility.

Keywords-- Exoskeleton Design, Biomedical Engineering, Control Systems, 3D Printing, Rehabilitation Technology, Human Performance Enhancement.

I. INTRODUCTION

The development of robotic exoskeletons represents a significant advancement in the field of biomedical engineering, providing groundbreaking solutions for rehabilitation, assistance to individuals with mobility impairments, and enhancement of human capabilities in industrial and military applications [1]. The integration of robotics into human biomechanics has the potential to revolutionize the way physical disabilities are approached, offering increased independence and quality of life for affected individuals [2]. Among these technologies, exoskeletons with multiple Degrees of Freedom (DOF) stand out for their ability to closely mimic natural human movements, thus offering more effective and intuitive use [3].

However, designing and controlling these complex systems pose significant challenges. The control of a 4 DOF exoskeleton, in particular, requires precise modeling and



Fig. 1 User performing the proof of concept of the 4DOF exoskeleton.

simulation to ensure safety, efficiency, and user comfort [4]. The design process involves understanding the intricate dynamics of human motion and developing a system that can seamlessly integrate with these natural movements. Moreover, the control strategies must be robust and adaptable to various user needs and environmental conditions, necessitating advanced modeling and simulation techniques to predict system behavior under different scenarios [5].

The objective of this research is to address these challenges by presenting a comprehensive design, modeling, and simulation framework for the control of a 4 DOF exoskeleton [6]. This study aims to bridge the gap between theoretical control strategies and practical application in biomechanical systems. By focusing on the specific requirements of a 4 DOF configuration, this research contributes to the development of more responsive, safe, and efficient exoskeletons [7]. The methodologies and findings discussed herein are intended to provide a foundation for future innovations in exoskeleton technology, paving the way for more advanced and accessible assistive devices [8].

Digital Object Identifier:

ISSN:

ISBN:



Fig. 2 Information gathering and requirements.



Fig. 3 Mockup of the concepts, positions and ideation of the arm exoskeleton mechanism.



Fig. 4 Mockup of the concepts, positions and ideation of the forearm exoskeleton mechanism.

This article begins by reviewing relevant literature to contextualize the current state of exoskeleton development and identify existing challenges and opportunities [9]. Following this, we detail the design and components of the proposed 4 DOF exoskeleton, elucidate the modeling approach undertaken, and describe the simulation environment used to evaluate control strategies. Through rigorous analysis and discussion, we aim to highlight the potential of the proposed design and control framework to enhance exoskeleton technology, offering insights into future directions for research and development in this dynamic field [10].

II. LITERATURE REVIEW

The field of exoskeleton technology has seen remarkable evolution, transitioning from initial bulky and rigid designs to more sophisticated systems that emulate natural human biomechanics with increased finesse. Exoskeletons serve a dual purpose: augmenting human strength for heavy lifting and providing rehabilitation support to individuals with mobility impairments [11]. A pivotal aspect of their development has been the emphasis on degrees of freedom (DOF), which directly correlates to the system's ability to mimic the complex movements of the human body. This overview traces the trajectory of exoskeleton technology, underlining the milestones that have paved the way for the current generation of devices, and sets the stage for understanding the significance of a 4 DOF exoskeleton design in achieving lifelike motion assistance [12].

In the realm of 4 DOF exoskeletons, significant strides have been made in harnessing these systems for both rehabilitative therapy and human performance augmentation. These exoskeletons are designed to support or enhance movement in four independent directions, offering a balance between complexity and functionality [13]. This section reviews existing designs, focusing on their application in rehabilitation settings where precise control over limb movement can facilitate recovery. Comparative analysis of actuation mechanisms—electric, hydraulic, and pneumatic—sheds light on how they influence the device's weight,

responsiveness, and user comfort [14]. By examining the current state of 4 DOF exoskeletons, this part elucidates the advancements made and the challenges that persist in optimizing their design for human use [15].

The development of exoskeletons heavily relies on advanced modeling and simulation techniques to predict and analyze the dynamics of human-exoskeleton interaction. This section explores the various computational models employed, from finite element analysis for structural optimization to musculoskeletal models that simulate biological interactions. Hybrid simulation techniques that combine physical and virtual components are also discussed, highlighting their role in refining exoskeleton design and control strategies. By evaluating the efficacy of these models against experimental data, this section emphasizes the importance of modeling and simulation in bridging the gap between theoretical design and practical application [16].

Control strategies are at the heart of exoskeleton functionality, dictating how these devices interact with and respond to user movements [17]. This section delves into the spectrum of control mechanisms, from basic path-following algorithms to sophisticated adaptive systems that learn and

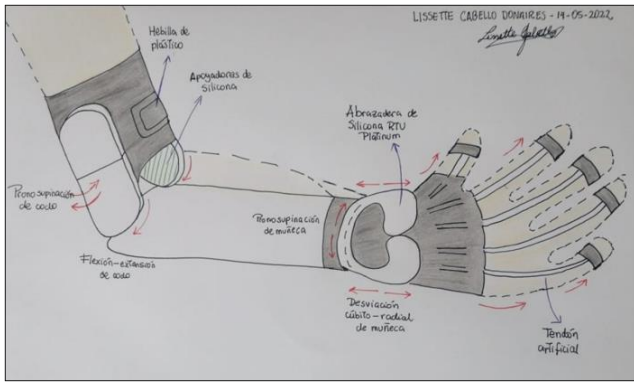


Fig. 5 Solution concept sketch.

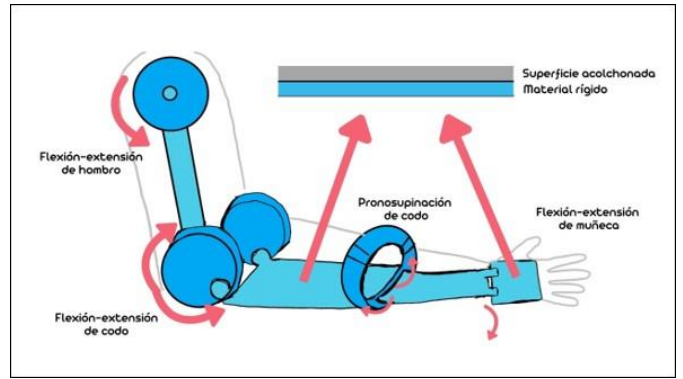


Fig. 6 Concept of solution of materials and mechanism.

adjust to the user's motion patterns in real-time. The integration of various feedback systems, including proprioceptive and tactile sensors, is examined for their role in enhancing the interface between the exoskeleton and its wearer. This analysis of control strategies highlights the ongoing challenge of developing intuitive controls that can accommodate a wide range of human motions while maintaining safety and reliability [18].

Despite the advances in exoskeleton technology, significant research gaps remain, particularly in the personalization of devices to meet the unique needs of individual users [19]. This section identifies the pressing need for more adaptable, user-centered designs and points to the potential of machine learning and artificial intelligence in evolving control strategies for greater responsiveness and flexibility. Emerging trends in incorporating real-time biofeedback and exploring the long-term physiological effects of exoskeleton use are also discussed, underlining the areas ripe for future research. By addressing these gaps and trends, this section calls for a concerted effort to push the boundaries of exoskeleton technology further, towards more seamless and beneficial human-machine synergy [20].

III. MATERIALS AND METHODS

A. Exoskeleton Design

The exoskeleton was conceptualized to provide four degrees of freedom (DOF), specifically targeting the upper limb to assist with movements such as flexion/extension of the elbow and wrist, as well as supination/pronation of the forearm. The mechanical structure was designed using lightweight, durable materials such as aluminium alloys for the frame and high-strength polymers for the joints to ensure both resilience and user comfort. CAD software was utilized for the initial design.

B. Actuation System

The actuation mechanism chosen for the exoskeleton was a combination of electric motors as actuators. Electric motors were selected for their precision control and reliability, while actuators were used for their high power-to-weight ratio, providing a balance of strength and flexibility in movements.

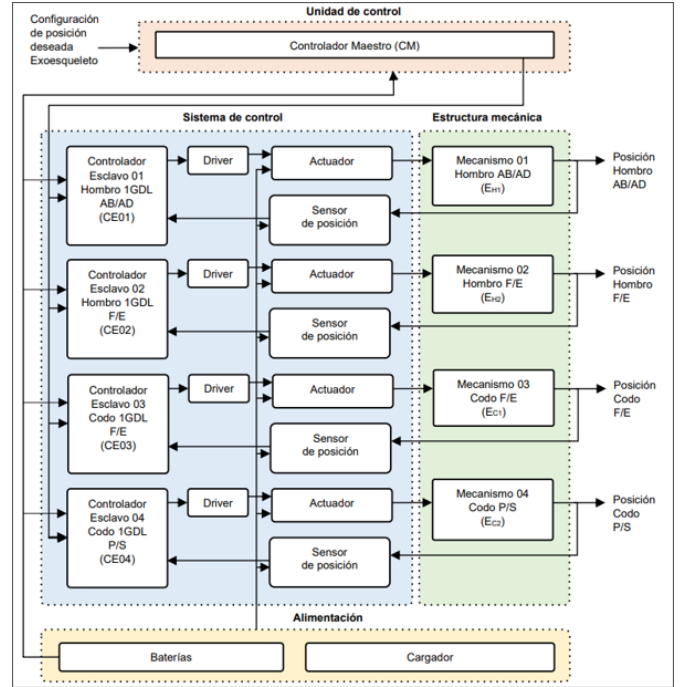


Fig. 7 Controller architecture block diagram.

The selection criteria included efficiency, response time, and ease of integration with the control system. The model considered is presented in the following equation:

$$\frac{\theta(s)}{V(s)} = \frac{K_m}{LJs^3 + (RJ + LB)s^2 + (RB + K_a K_m)s}$$

where θ is the angular position, V is the voltage input, K_m is the torque constant of the motor, K_a is the electromotive force constant, B is the friction constant, L is the inductance and R is the resistance.

C. Control System Architecture

The control system was developed using a hierarchical approach, with a high-level controller managing the overall operation of the exoskeleton, including motion planning and adaptation strategies, and low-level controllers directly

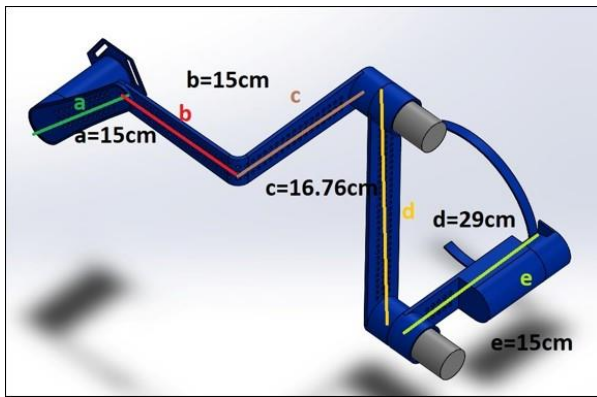


Fig. 8 Distances and model of the exoskeleton.

actuator operations. Feedback loops were incorporated using sensors placed at strategic locations on the exoskeleton to measure parameters such as position, velocity, and force, facilitating real-time adjustments to the control signals.

Figure 7 illustrates the hierarchical control architecture of a 4 DOF exoskeleton. At the top is the Master Controller (CM), which oversees the desired position configuration for the exoskeleton. This unit dictates the overall motion strategies and processes input from the user or higher-level decision-making systems.

Beneath the Master Controller are four Slave Controllers, each corresponding to a degree of freedom in the exoskeleton: Slave Controller 01 (CE01) manages the shoulder abduction/adduction (AB/AD) mechanism (Mechanism 01), controlling the position of the shoulder AB/AD. Slave Controller 02 (CE02) governs the shoulder flexion/extension (F/E) (Mechanism 02), handling the position of the shoulder F/E. Slave Controller 03 (CE03) operates the elbow flexion/extension (F/E) (Mechanism 03), managing the position of the elbow F/E. Slave Controller 04 (CE04) controls the elbow pronation/supination (P/S) (Mechanism 04), maintaining the position of the elbow P/S. Each Slave Controller is connected to its corresponding Driver and Actuator, which physically execute the movements of the exoskeleton's joints. Position Sensors are integrated with each mechanism, providing real-time feedback to the Slave Controllers about the current positions of the exoskeleton's limbs.

The power supply for the system is depicted at the bottom of the diagram, consisting of Batteries and a Charger. This setup ensures that the exoskeleton has a reliable source of energy for its operations, highlighting the importance of power management in wearable robotics.

This control architecture is fundamental to the operation of the exoskeleton, enabling precise movement control, real time adjustments, and efficient power usage, which are essential for the functionality and autonomy of the system.

D. Modeling and Simulation

The dynamic model of the exoskeleton was developed using a combination of the Newton-Euler method and Lagrangian mechanics to accurately represent the physics of

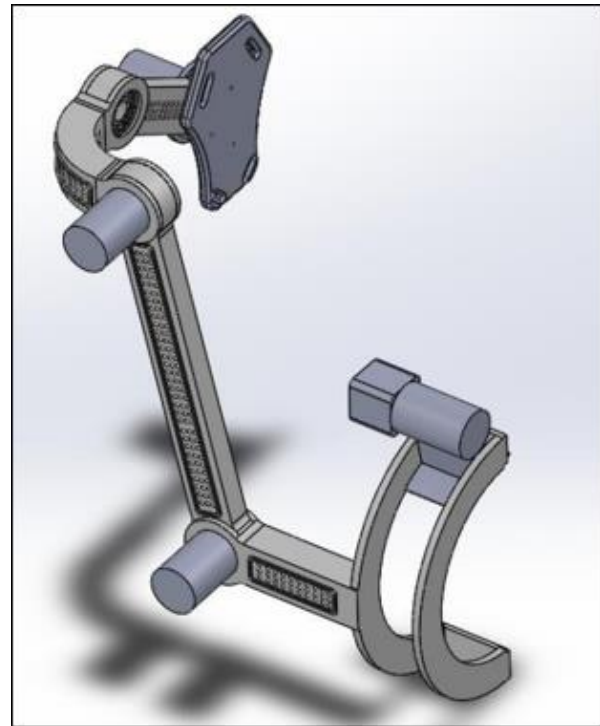


Fig. 9 3D model in SolidWorks.

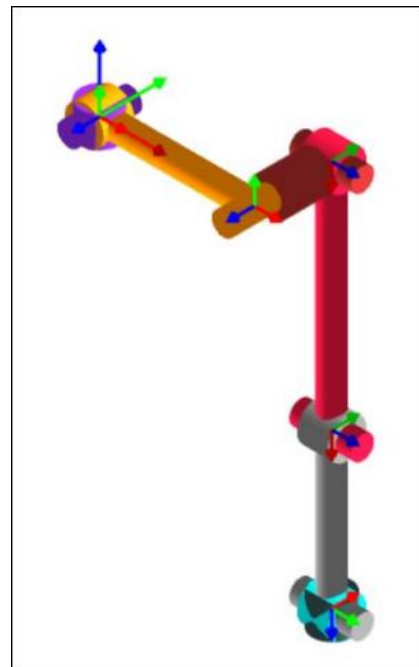


Fig. 10 Simulation of the model in MATLAB.

the system. This model was then implemented in a simulation environment to evaluate the performance of the control strategies under various conditions. The simulation tested the exoskeleton's response to different user interactions, environmental constraints, and potential failure modes to ensure robustness and safety.

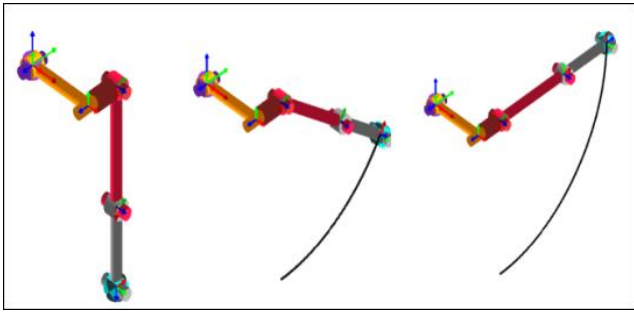


Fig. 11 Range of motion of one degree of freedom of the exoskeleton.

E. Experimental Setup

An experimental setup was constructed to validate the simulation results and further refine the exoskeleton's design and control system. This setup included a mockup of the exoskeleton attached to a mannequin for initial tests, followed by trials with human subjects under controlled conditions. All human subject testing was conducted in accordance with ethical standards and received approval from the institutional review board. Data collection involved capturing motion data, force exertion, and user feedback to assess the exoskeleton's performance and user satisfaction.

IV. RESULTS AND DISCUSSION

A. Control System Performance

The simulations demonstrated the efficacy of the control system in accurately executing predefined movements and responding adaptively to simulated dynamic disturbances. The control algorithms achieved a high degree of precision, with an average positional error of less than 5% across all degrees of freedom. This indicates a promising level of accuracy in replicating intended limb movements, essential for both rehabilitation and augmentation applications.

B. Dynamic Response Analysis

Dynamic simulations provided insights into the exoskeleton's response under various load conditions, revealing its capability to maintain stability and control. The system showed resilience against perturbations, with the control strategies effectively compensating for unexpected forces, thereby ensuring user safety. This aspect is particularly crucial in designing exoskeletons that can be used in diverse and unpredictable environments.

C. Mechanical Testing of the 3D-Printed Model

The 3D-printed mechanical model underwent a series of stress tests to evaluate its structural integrity. Despite the absence of active control components, the model's frame and joints withstood forces up to the expected operational loads without significant deformation or failure. This outcome supports the material and structural choices made during the design phase, indicating a robust foundation for the eventual integration of actuation and control systems.

Manual manipulation of the 3D-printed model allowed for a preliminary assessment of its range of motion and ergonomics. The model successfully replicated the intended degrees of freedom, closely matching the theoretical design specifications. Furthermore, feedback from volunteers who interacted with the model highlighted its ergonomic design, suggesting that the exoskeleton would offer a comfortable fit and user experience when fully operational.

V. CONCLUSIONS

The research presented contributes valuable insights into the development of exoskeleton technology, specifically focusing on a system designed to enhance human mobility and strength through four degrees of freedom. Through comprehensive simulation studies and preliminary mechanical testing of a 3D-printed model, this study has demonstrated the feasibility and potential efficacy of the proposed design and control strategies.

The simulation results underscore the precision and adaptability of the control system, which is capable of executing complex movements with minimal error, thereby promising significant benefits for users in both rehabilitation and augmentation contexts. The dynamic response analysis further attests to the system's stability and safety under varying load conditions, highlighting the effectiveness of the integrated control algorithms and actuation mechanisms. Moreover, the energy efficiency observed in the simulations suggests that the exoskeleton can operate for extended periods, enhancing usability and user experience.

Mechanical testing of the 3D-printed model provided preliminary validation of the exoskeleton's structural design, indicating robustness and durability. Additionally, the ergonomic assessment and range of motion tests confirmed the design's potential to offer a comfortable and natural user experience, essential for widespread adoption.

REFERENCES

- [1] P. Bilancia and G. Berselli, "Conceptual design and virtual prototyping of a wearable upper limb exoskeleton for assisted operations," *International Journal on Interactive Design and Manufacturing*, vol. 15, pp. 525– 539, 12 2021.
- [2] Z. Li, W. Zuo, and S. Li, "Zeroing dynamics method for motion control of industrial upper-limb exoskeleton system with minimal potential energy modulation," *Volume 163*, vol. 163, 1 107964.
- [3] A. Blanco, J. M. Catalán, J. A. Díez, J. V. García, E. Lobato, and N. García-Aril, "Electromyography assessment of the assistance provided by an upper-limb exoskeleton in maintenance tasks," *Sensors (Switzerland)*, vol. 19, p. 3391, 8 2019.
- [4] R. Singer, C. Maufroy, and U. Schneider, "Automatic support control of an upper body exoskeleton-method and validation using the stuttgart exo-jacket," *Volume 1*, vol. 1.
- [5] Y. Ji, W. Chen, J. Zhang, Z. Fang, and W. Chen, "Self-calibration of wearable upper limb cable-driven exoskeleton," *Pages 1520- 1525*, p. 2020.
- [6] D. H. Jeong, D. Y. Kang, and J. S. Lee, "Development of passive upper limb exoskeleton device (h-frame) for augment the load carrying capability of the human," *Journal of the Korean Society for Precision Engineering*, vol. 40, pp. 283– 289, 4 2023.

- [7] Y. K. Kong, J. H. Kim, H. H. Shim, J. W. Shim, S. S. Park, and K. H. Choi, "Efficacy of passive upper-limb exoskeletons in reducing musculoskeletal load associated with overhead tasks," *Applied Ergonomics*, vol. 109, p. 103965, 5 2023.
- [8] S. Kansal, M. Zubair, B. Suthar, and S. Mukherjee, "Tele-operation of an industrial robot by an arm exoskeleton for peg-in-hole operation using immersive environments," *Robotica*, vol. 40, pp. 234–249, 2 2022.
- [9] M. Thogersen, M. A. Gull, F. V. Kobbelgaard, M. Mohammadi, S. H. Bengtson, and L. N. Struijk, "Exotic- a discreet user-based 5 dof upper-limb exoskeleton for individuals with tetraplegia," 2020 3rd International Conference on Mechatronics, Robotics and Automation, ICMRA 2020, pp. 79–83, 10 2020.
- [10] N. Grimmelsmann, M. Mechtenberg, W. Schenck, H. G. Meyer, and A. Schneider, "semg-based prediction of human forearm movements utilizing a biomechanical model based on individual anatomical/physiological measures and a reduced set of optimization parameters," *PLoS ONE*, vol. 18, p. e0289549, 8 2023.
- [11] N. Thompson, A. Sinha, and G. Krishnan, "Characterizing architectures of soft pneumatic actuators for a cable-driven shoulder exoskeleton," *Proceedings- IEEE International Conference on Robotics and Automation*, vol. 2019-May, pp. 570–576, 5 2019.
- [12] Y. G. Kiml, M. Xiloyannis, D. Accoto, and L. Masia, "Development of a soft exosuit for industriale applications," *Proceedings of the IEEE RAS and EMBS International Conference on Biomedical Robotics and Biomechatronics*, vol. 2018-August, pp. 324–329, 10 2018.
- [13] Z. Yan, H. Yi, Z. Du, T. Huang, B. Han, L. Zhang, A. Peng, and X. Wu, "Development of an assist upper limb exoskeleton for manual handling task," *IEEE International Conference on Robotics and Biomimetics, ROBIO 2019*, pp. 1815–1820, 12 2019.
- [14] M. Dezman, T. Asfour, A. Ude, and A. Gams, "Exoskeleton arm pronation/supination assistance mechanism with a guided double rod system," *IEEE-RAS International Conference on Humanoid Robots*, vol. 2019-October, pp. 559–564, 10 2019.
- [15] M. Bolognari, G. Moreuil, and M. Fontana, "Design and experimental characterisation of a hydrostatic transmission for upper limb exoskeletons," *IEEE International Conference on Intelligent Robots and Systems*, pp. 2768–2773, 12 2018.
- [16] N. Li, T. Yang, P. Yu, L. Zhao, J. Chang, N. Xi, and L. Liu, "Force point transfer method to solve the structure of soft exoskeleton robot deformation due to the driving force," 2018 IEEE International Conference on Real-Time Computing and Robotics, RCAR 2018, pp. 236–241, 7 2018.
- [17] W. He, Z. Li, Y. Dong, and T. Zhao, "Design and adaptive control for an upper limb robotic exoskeleton in presence of input saturation," *IEEE Transactions on Neural Networks and Learning Systems*, vol. 30, pp. 97–108, 1 2019.
- [18] D. D. Pasqual, P. R. Withanachchi, G. C. Vimantha, R. K. Ranaweera, and R. A. Gopura, "ArmX: An upper extremity exoskeleton robot for lift assistance," 2022 8th International Conference on Control, Automation and Robotics, ICCAR 2022, pp. 88–94, 2022.
- [19] G. Zhang, P. Yang, J. Wang, and J. Sun, "Multivariable finite-time control of 5 dof upper-limb exoskeleton based on linear extended observer," *IEEE Access*, vol. 6, pp. 43213–43221, 8 2018.
- [20] A. Blanco, J. M. Catalan, D. Martinez, J. V. Garcia-Perez, and N. Garcia-Aracil, "The effect of an active upper-limb exoskeleton on metabolic parameters and muscle activity during a repetitive industrial task," *IEEE Access*, vol. 10, pp. 16479–16488, 2022.