

High Resolution-mass Spectrometry Analysis of Procured Polyethylene Extractions

Milan Brown¹, Alexandra Ver Halle²

¹ *Chemical Engineering Department, University of Maryland, Baltimore County, Baltimore, MD 21250 U.S.A.*

² *Materials Science Department, Université Paul Sabatier (Toulouse III), Toulouse, 31062 Fr*

Abstract

This research uses mass spectrometry to examine the additive levels in unused plastic with the intention of impacting global polyethylene consumption and disposal methods. The inspiration for this project is attributed to high levels of microplastic found in our oceans and likelihood of chemical pollution ([Ter Halle et al. 2017](#)). Additives were expunged from four polyethylene plastics using three different methods: room temperature extraction, soxhlet extraction, and CO₂ supercritical fluid extraction. The resulting liquids were then evaporated and analyzed using gas chromatography. Five different additives were identified and analysed and the results can be used for future environmental chemistry research.

Introduction

Polyethylene is the most produced synthetic polymer in the world ([Gilbert 2016](#)). It is most commonly used in packaging materials, all of which inevitably make their way to landfills, forests, and waterways ([Hermabessiere et al. 2017](#)). It is known that as plastic breaks down, it releases toxins into its environment ([Plastics in oceans decompose, release...](#)). Although plastics are considered biochemically inert ([Rocha-Santos et al. 2015](#)), additives meant to improve their properties such as, plasticizers, colorants, and flame retardants ([Fox 2008](#)), concern environmental scientists. Additives known to disrupt the endocrine system are expelled from the polymer ([Meeker et al. 2009](#)). Previous environmental chemistry research has discovered traces of bisphenol A (BPA) and polystyrene in urban water samples from oceans surrounding the United States, Europe, and Asia ([Corrales et al. 2015](#)). These materials negatively affect our marine and terrestrial habitats because of physical buildups and expulsion of chemicals ([Hermabessiere et al. 2017](#)). Microplastics are often ingested by wildlife which can cause choking and starvation ([da Costa et al. 2016](#)). Plastic debris have also created a new habitat for microorganisms ([da Costa et al. 2017](#)), which is especially dangerous because of their ability to harbor diseases pathogens ([Goedknecht et al. 2016](#)). Algae, barnacles, mollusks, and small reptiles have been observed rafting on large plastic pieces, leaving environments susceptible to harmful invasive species ([Li et al. 2016](#); [Dias et al. 2016](#)). Large plastics cause a loss of environmental aesthetic value which yields economic

repercussions for marine tourism reliant industries. These findings may be of interest to other scientists because of its interdisciplinary applications such as public health research, as well as water and waste management.

Experimental

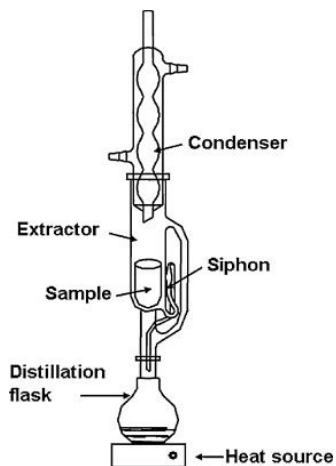
Procured Plastics: 15.0 g of collected plastic were cut into pieces no larger than 0.25 square inches and placed in crucibles. The crucibles were then filled with liquid nitrogen to preserve plastic before grinding. Machine speed was set to 14,000 rotations per minute (rpm) and plastic pieces were then inserted slowly using tweezers, grinded to 500 μm . The remaining plastic pieces were kept immersed in liquid nitrogen at all times. After completion, machine was stopped and dusted of all plastic particles, which were then stored in 2 mL glass containers.

Plastic pellets: 15.0 g of plastic pellets were placed in crucibles. The crucibles were then filled with liquid nitrogen to preserve plastic before grinding. Machine speed was set to 14,000 rotations per minute (rpm) and plastic pieces were inserted slowly using tweezers, grinded to 500 μm . The remaining plastic pieces were kept immersed in liquid nitrogen at all times. After completion, machine was stopped and dusted of all plastic particles, which were then stored in 2 mL glass containers. Freeze grinding samples preserves the plastic's integrity and expands the surface area that is exposed to the supercritical fluid, increasing the efficiency of the extraction ([Vandenburg et al. 1998](#)). To obtain representative samples from inhomogeneous sample materials such as polymer compounds, particle reduction is used in order to have an increase in additive recovery.

Room temperature extraction: 1.0 g of grinded plastic was added to a small capped container and introduced to 10 mL of dichloromethane solvent. The container was then placed into the reciprocal shaker with specifications of 120 mot for 9 days. The solution was then filtered using 30 μm mesh nylon fabric and placed into a covered 100 mL container as preparation for evaporation.

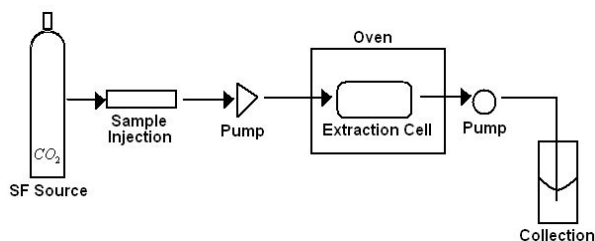
Soxhlet Extraction: 50 mL of dichloromethane was added to both the distillation flask and solvent extractor. A magnetic stirrer was then added to the distillation flask, and a cotton thimble with 1.0 g of plastic was placed into the solvent extractor and allowed to sink completely. An oil bath served as the heat source and was heated to 77°C while the magnetic stirrer was set to 250 rpm. The water tube, connected to the condenser, was turned on lightly to condensate the vapor solvent. The soxhlet was allowed to cycle

for 8 hours, then the liquid from the distillation flask and solvent extractor was pour into a 250 mL sealable jar and covered with foil as preparation for evaporation.



Soxhlet extraction is one of the most widely used techniques, but it is non selective and has the potential for for toxic emissions during extraction (Naudé et al. 1998).

Supercritical fluid extraction: The extraction cell was filled with glass beads and 1.00 g of desired ground plastic below the internal line. After inserting the



extraction cell into the oven, chromoscope software was calibrated to the initial temperature and pressure specifications as shown below:

Collector Vessel	Oven Temperature (°C)	Cosolvent Flow	Pressure	Time/Cycles
1	40	0.50 mL/min	200 bar	30 min/2
2	40	1.0 mL/min	200 bar	30 min/2
3	50	0.50 mL/min	200 bar	30 min/2
4	50	1.0 mL/min	200 bar	30 min/2
5	60	1.0 mL/min	200 bar	30 min/2
6	60	0.50 mL/min	200 bar	30 min/2

The system was then allowed to run for desired time, and extraction liquids were capped in their original containers as preparation for evaporation.

This extraction method uses a supercritical fluid to separate soluble material from solids ([Sapkale and Patil](#)). It is an effective process that generates concentrated yields without degradation. Carbon dioxide polarity was adjusted with the co-solvent ethanol to increase extraction levels ([Azevedo et al. 2008](#)), and was chosen as the supercritical fluid primarily because it is environmentally benign ([Lundin et al. 2015](#)).

Mass Spectrometry: The 1.5 mL containers that held sample and let most of the remaining liquid evaporate under the hood. The container was then filled with 100 microliters of heptane. The new combination was syringed into new 1.5 mL containers than have pre installed plastic pieces. Prior to sample analysis hexane blanks were injected to ensure there was no residual contamination

Many of the additives in plastics are phthalates, man-made chemical compounds primarily used in the manufacture of plastics. We come in contact with phthalates through ingestion, inhalation, skin absorption, and intravenous injection. By looking at the peaks on the mass spectroscopy scans, common plastic additives were easily identified. The area of the peaks is directly related to the intensity and amount of additives in the plastic, the taller and wider the peak, the more of that additive is in the plastic in comparison to another plastic.

Results and Discussion

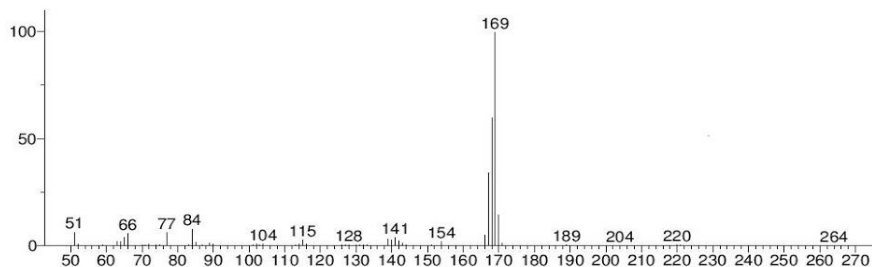
Phthalates are a diverse group of chemicals. Widespread mammal and marine research studies has concluded all phthalates have some disruptive effect the endocrine system ([Rodgers et al. 2014](#)). A comparison of five different phthalates was done across all procured plastics and their respective blank samples to insure this was not a contamination. Blank samples improve the reliability of chemical measurements and confidence in the results ([Vitha et al. 2005](#)).

Diphenylamine - Minute 5.3

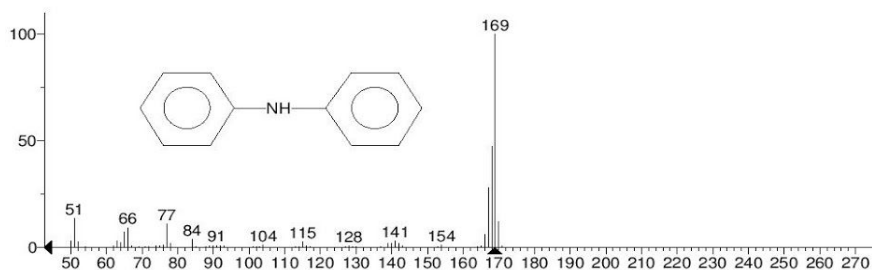
Diphenylamine (C₁₂H₁₁N), most commonly known as DPA, is an stabilizer most commonly added to polyethylene products. It is also registered as a pesticide with the United States Environmental Protection Agency (EPA) ([\[PDF\]US EPA - Pesticides - Fact Sheet...](#)). Stabilizers are used to help prevent plastic degradation caused by exposure to heat and light ([Guo and Horsey 1998](#)).

Sample name	Extraction form	Mass Spectrometry Integration
Blanc Heptane	Heptane Sample	0
20170616 MB03-Blanc	Room Temperature Extraction	0
20170616 MB03-Pellet	Room Temperature Extraction	1726
20170705 MB06-Nesquik	Room Temperature Extraction	0
20170705 MB06-Trans	Room Temperature Extraction	0
20170616 MB03-Folgers	Room Temperature Extraction	1225
20170706 MB04-Blanc	Soxhlet Extraction	529
20170706 MB04-Pellet	Soxhlet Extraction	3015
20170616 MB04-Folgers	Soxhlet Extraction	865

Unknown: 20170616-MB03-Pellet 343 (5.289) Cm (343:344-(340+349)x5.000)
Compound in Library Factor = -138



Hit 1 : Diphenylamine
C₁₂H₁₁N; MF: 895; RMF: 900; Prob 40.6%; CAS: 122-39-4; Lib: replib; ID: 22065.

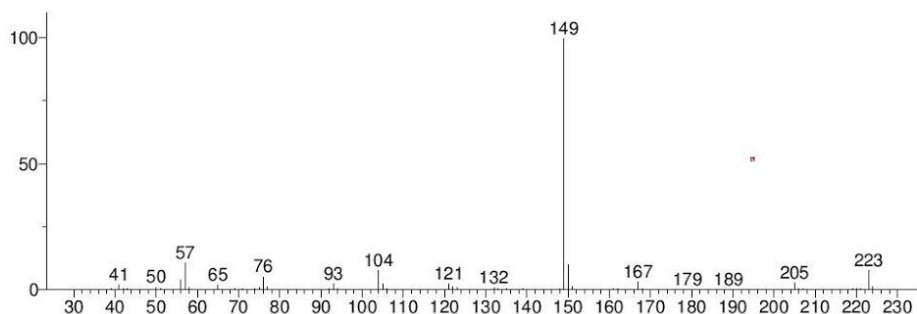


Dibutyl Phthalate- Minute 7.6

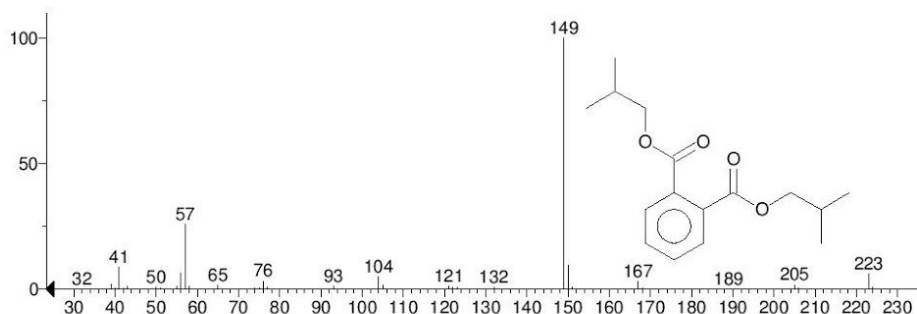
Dibutyl phthalates are plasticizers used to help make a number plastics, primarily PVC, soft and flexible ([\[PDF\]Dibutyl Phthalate - United State...](#)). They have been extensively researched for toxicology concerns because of their widespread use. In general, plasticizers are colorless and odorless with extremely low water solubility ([Cadogan 1991](#)).

Sample name	Extraction form	Mass Spectrometry Integration
20170615 Blanc Heptane	Heptane Sample	0
20170610 MB03-Pellet	Room Temperature Extraction	2600
20170616 MB03-Folger	Room Temperature Extraction	360
20170616 MB03-Nesquik	Room Temperature Extraction	120
20170610 MB04- Nesquik	Soxhlet Extraction	850
20170706 MB04-Blank	Soxhlet Extraction	380

Unknown: 20170616-MB03-Pellet 576 (7.619) Cm (575:577-571x5.000)
Compound in Library Factor = -113



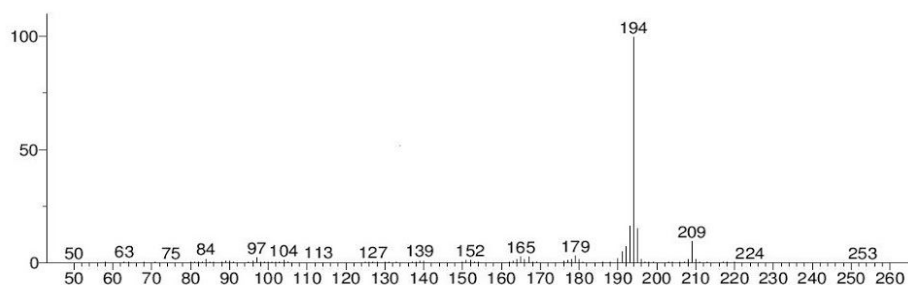
Hit 1 : 1,2-Benzenedicarboxylic acid, bis(2-methylpropyl) ester
C16H22O4; MF: 913; RMF: 914; Prob 20.3%; CAS: 84-69-5; Lib: replib; ID: 19975.



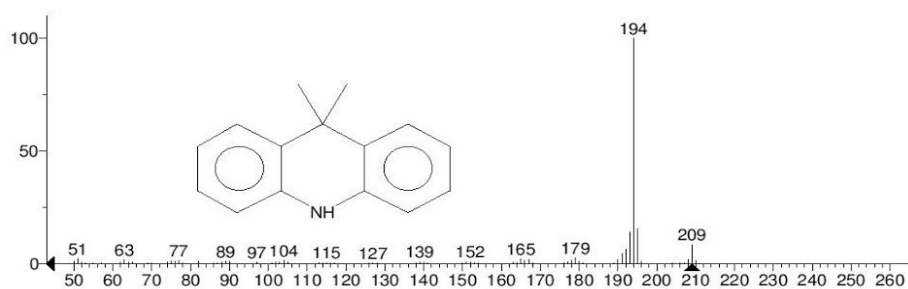
Acridine- Minute 8.3

Sample name	Extraction form	Mass Spectrometry Integration
20170615 Blanc Heptane	Heptane Sample	0
20170616 MB03-Blanc	Room Temperature Extraction	452
20170705 MB06-Blanc	Room Temperature Extraction	342
20170616 MB03-Pellet	Room Temperature Extraction	3825
20170616 MB03-Nesquik	Room Temperature Extraction	390
20170616 MB03-Folgers	Room Temperature Extraction	2315
20170616 MB04-Blanc	Soxhlet Extraction	976
20170610 MB04- Folgers	Soxhlet Extraction	1656
20170706 MB04-Nesquik	Soxhlet Extraction	2073

Unknown: 20170616-MB03-Pellet 647 (8.330) Cm (647-640:641x5.000)
Compound in Library Factor = 284



Hit 1 : Acridine, 9,10-dihydro-9,9-dimethyl-
C₁₅H₁₅N; MF: 912; RMF: 917; Prob 84.0%; CAS: 6267-02-3; Lib: mainlib; ID: 142689.

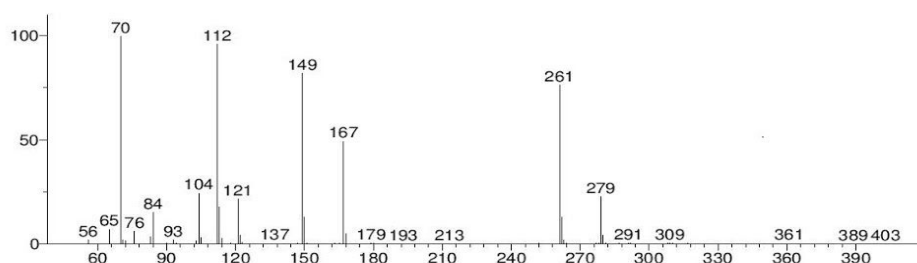


Terephthalic Acid- Minute 17.8

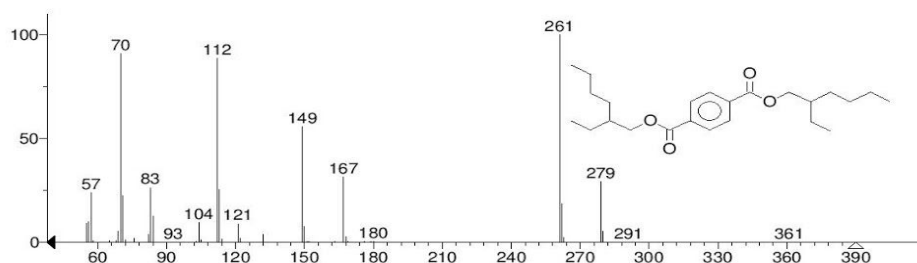
Terephthalic acid (C₈H₆O₄) is used in the production of polyethylene food and beverage storage containers. Terephthalic acid is toxic and known as an endocrine disruptor (Lin et al. 2016). Studies have suggested that it has some of the same effects on the body as estrogen, but no harmful effects on the reproductive system were found (Terephthalic Acid 2005).

Sample name	Extraction form	Mass Spectrometry Integration
20170615 Blanc Heptane	Heptane Sample	0
20170616 MB03-Blanc	Room Temperature Extraction	0
20170705 MB06-Blanc	Room Temperature Extraction	0
20170616 MB03-Pellet	Room Temperature Extraction	3610
20170616 MB03-Nesquik	Room Temperature Extraction	3569
20170616 MB03-Folgers	Room Temperature Extraction	1616
20170705 MB06-Trans	Room Temperature Extraction	0
20170616 MB04-Blanc	Soxhlet Extraction	726
20170616 MB04-Nesquik	Soxhlet Extraction	3569
20170616 MB04-Folgers	Soxhlet Extraction	1681
20170616 MB04-Pellet	Soxhlet Extraction	5449

Unknown: 20170616-MB03-Nesquik-Bis 1531 (17.171) Cm (1531:1532-1541:1542x5.000)
Compound in Library Factor = -155



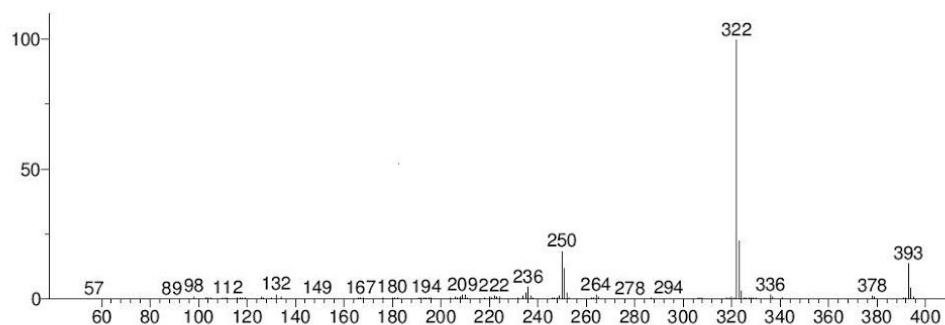
Hit 1 : Terephthalic acid, di(2-ethylhexyl) ester
C₂₄H₃₈O₄; MF: 859; RMF: 863; Prob 33.5%; Lib: mainlib; ID: 168640.



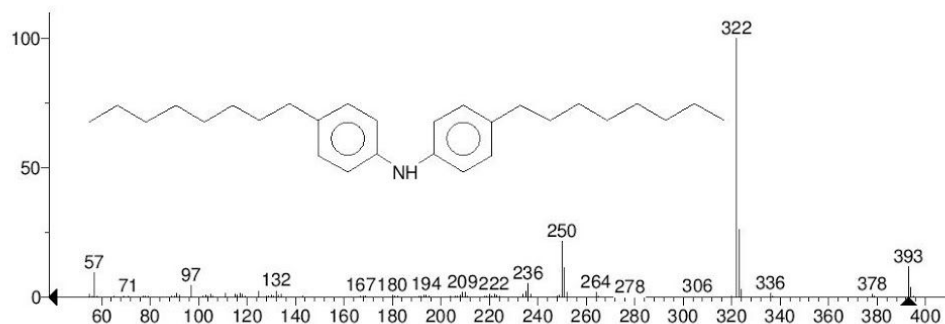
Benzenamine- Minute 20.13

Sample name	Extraction form	Mass Spectrometry Integration
20170615 Blanc Heptane	Heptane Sample	0
20170616 MB03-Blanc	Room Temperature Extraction	0
20170705 MB06-Blanc	Room Temperature Extraction	0
20170616 MB03-Pellet	Room Temperature Extraction	0
20170616 MB03-Nesquik	Room Temperature Extraction	0
20170616 MB03-Folgers	Room Temperature Extraction	10507
20170705 MB06-Trans	Room Temperature Extraction	0
20170616 MB04-Blanc	Soxhlet Extraction	0
20170616 MB04-Nesquik	Soxhlet Extraction	0
20170616 MB04-Folgers	Soxhlet Extraction	0
20170616 MB04-Pellet	Soxhlet Extraction	0

Unknown: 20170616-MB03-Folgers 1827 (20.132) Cm (1827-1820:1821x5.000)
Compound in Library Factor = 625



Hit 1 : Benzenamine, 4-octyl-N-(4-octylphenyl)-
C28H43N; MF: 910; RMF: 914; Prob 98.0%; CAS: 101-67-7; Lib: mainlib; ID: 181518.



Conclusion and Future Work

At room temperature, the blank “extraction” had no significant traces of the respective compound, which allows us to make conscientious analyses of these plastic extractions (MB03/MB06). The respective compounds were found in the soxhlet blanc sample (MB04), making this extraction form unable to be accurately analyzed. The supercritical fluid extraction (MB05/MB07) had no traces of any related additive compound so it is also unable to be analyzed. From this data it is assumed that room temperature is the best extraction method for procured polyethylene plastics. The mass spectrometry analysis images compare researchers results (top image) to previously identified compounds, allowing a comparison between them for more accurate results.

These results can be used for future work in environmental chemistry. One possibility is to compare the additive levels and times to a controlled degradation of the same plastics to detect how much of the additives were transferred to the water. Additional research can be done to determine the longevity of these phthalates in humans.

cdangercociticdireforyoutoevacuatebecautiouctheyarenohuman04293396423cocange

Cultural Impact

My time in Europe was very enriching. I enjoyed working in my laboratory and feel as if I got a graduate school experience. I worked alongside some very friendly people who helped me practice my French language skills. Alongside my research I was able to learn about the different cultures and lifestyles of many different people across the globe. I had the opportunity to travel to 8 countries and 3 different locations in France, most of which I visited by myself. The countries I visited were Morocco, Italy, England, Spain, Germany, Belgium, Poland, and Sweden as well as the French cities of Paris, Bordeaux, and Beziers. I had to use some detailed planning and quick thinking to successfully travel to so many places. Thank you for selecting me for this opportunity, it is one I will never forget.

References

- “Terephthalic Acid.” 2005. In *Van Nostrand's Scientific Encyclopedia*. John Wiley & Sons, Inc.
- Lin, Xuan Hao, Si Ni Lee, Wenlin Zhang, and Sam Fong Yau Li. 2016. “Photocatalytic Degradation of Terephthalic Acid on Sulfated Titania Particles and Identification of Fluorescent Intermediates.” *Journal of Hazardous Materials* 303 (February): 64–75.
- Cadogan, D. F. 1991. “Plasticizers: A Consideration of Their Impact on Health and the Environment.” *Journal of Vinyl & Additive Technology* 13 (2). Society of Plastics Engineers: 104–8.
- Teuten, Emma L., Jovita M. Saquing, Detlef R. U. Knappe, Morton A. Barlaz, Susanne Jonsson, Annika Björn, Steven J. Rowland, et al. 2009. “Transport and Release of Chemicals from Plastics to the Environment and to Wildlife.” *Philosophical Transactions of the Royal Society of London. Series B, Biological Sciences* 364 (1526): 2027–45.
- “[PDF]US EPA - Pesticides - Fact Sheet for Diphenylamine - United States..” n.d.
https://www3.epa.gov/pesticides/chem_search/reg_actions/reregistration/fs_PC-038501_10-Apr-98.pdf.
- Murali Rao, D. Mohan, and C. Kalidas. 1989. “Protonation Behaviour of Diphenylamine in Water-Dimethyl-Formamide (Dmf) Mixtures.” *Bulletin Des Societes Chimiques Belges* 98 (6). Wiley-VCH Verlag GmbH & Co. KGaA: 363–66.
- Vitha, Mark F., Peter W. Carr, and Gary A. Mabbott. 2005. “Appropriate Use of Blanks, Standards, and Controls in Chemical Measurements.” *Journal of Chemical Education* 82 (6). American Chemical Society: 901.
- Yang, Chun Z., Stuart I. Yaniger, V. Craig Jordan, Daniel J. Klein, and George D. Bittner. 2011. “Most Plastic Products Release Estrogenic Chemicals: A Potential Health Problem That Can Be Solved.” *Environmental Health Perspectives* 119 (7): 989–96.
- Guo, M., and D. Horsey. 1998. “Stabilization of Agricultural Films: Basics and New Development.” In *Proceedings 27th National Agricultural Plastics Congress, Tucson, AZ*, 18–21.
- Rodgers, Kathryn M., Ruthann A. Rudel, and Allan C. Just. 2014. “Phthalates in Food Packaging, Consumer Products, and Indoor Environments.” In *Toxicants in Food Packaging and Household Plastics*, 31–59. Springer, London.
- Kamrin, Michael A. 2009. “Phthalate Risks, Phthalate Regulation, and Public Health: A Review.” *Journal of Toxicology and Environmental Health. Part B, Critical Reviews* 12 (2): 157–74.
- “[PDF]Phthalates in Food Packaging, Consumer Products, and... - Springer.” n.d.
https://www.springer.com/cda/content/document/cda_downloaddocument/9781447164999-c2.pdf?SGWID=0-0-45-1473317-p176786205.
- “[PDF]Dibutyl Phthalate - United States Environmental Protection Agency.” n.d.
<https://www.epa.gov/sites/production/files/2016-09/documents/dibutyl-phthalate.pdf>.

Chen Hui, Wang Yuan, and Zhu Ruohua. 2006. “[Analysis of phthalates in plastic food-packaging bags by thin layer chromatography].” *Se pu = Chinese journal of chromatography / Zhongguo hua xue hui* 24 (1): 69–72.

Keller, Bernd O., Jie Sui, Alex B. Young, and Randy M. Whittal. 2008. “Interferences and Contaminants Encountered in Modern Mass Spectrometry.” *Analytica Chimica Acta* 627 (1): 71–81.

Naudé, Y., Whj de Beer, S. Jooste, L. van der Merwe, and S. J. van Rensburg. 1998. “Comparison of Supercritical Fluid Extraction and Soxhlet Extraction for the Determination of DDT, DDD and DDE in Sediment.” *Water SA* 24 (3).
http://www.wrc.org.za/Knowledge%20Hub%20Documents/Water%20SA%20Journals/Manuscripts/1998/03/WaterSA_1998_03_jul98_p205.pdf.

“[PDF]Soxhlet Extraction - The Vespiary.” n.d.
https://www.thevespiary.org/library/Files_Uploaded_by_Users/Sedit/Chemical%20Analysis/Encyclopedia%20of%20Separation%20Science/Level%20III%20-%20Practical%20Applications/ENVIRONMENTAL%20APPLICATIONS%20-%20Soxhlet%20Extraction.pdf.

“[PDF]SOXHLET EXTRACTION METHOD.” n.d.
[http://www.swrcb.ca.gov/public_notices/petitions/water_quality/docs/a2239/overview/Communications/AR-Comm%20\(119\).pdf](http://www.swrcb.ca.gov/public_notices/petitions/water_quality/docs/a2239/overview/Communications/AR-Comm%20(119).pdf).

Vandenburg, Harold J., Anthony A. Clifford, Keith D. Bartle, Shuang A. Zhu, John Carroll, Ian D. Newton, and Louise M. Garden. 1998. “Factors Affecting High-Pressure Solvent Extraction (Accelerated Solvent Extraction) of Additives from Polymers.” *Analytical Chemistry* 70 (9). American Chemical Society: 1943–48.

Sapkale, G. N., and S. M. Patil. n.d. “Int. J. Chem. Sci.: 8(2), 2010, 729-743.”
<http://www.tsijournals.com/chemical-sciences/supercritical-fluid-extraction--a-review.pdf>.

Meeker, John D., Sheela Sathyanarayana, and Shanna H. Swan. 2009. “Phthalates and Other Additives in Plastics: Human Exposure and Associated Health Outcomes.” *Philosophical Transactions of the Royal Society of London. Series B, Biological Sciences* 364 (1526): 2097–2113.

Science, Jessica Fox Packaging. n.d. “Analysis of Polymer Additives in the Packaging Industry.”
<http://www.iopp.org/files/public/foxfloridaadditives.pdf>.

Corrales, Jone, Lauren A. Kristofco, W. Baylor Steele, Brian S. Yates, Christopher S. Breed, E. Spencer Williams, and Bryan W. Brooks. 2015. “Global Assessment of Bisphenol A in the Environment: Review and Analysis of Its Occurrence and Bioaccumulation.” *Dose-Response: A Publication of International Hormesis Society* 13 (3): 1559325815598308.

Huang, Y. Q., C. K. C. Wong, J. S. Zheng, H. Bouwman, R. Barra, B. Wahlström, L. Neretin, and M. H. Wong. 2012. “Bisphenol A (BPA) in China: A Review of Sources, Environmental Levels, and Potential Human Health Impacts.” *Environment International* 42 (July): 91–99.

Schierow, Linda-Jo. 2011. *Bisphenol A (BPA) in Plastics and Possible Human Health Effects*. DIANE Publishing.

Schechter, Arnold, Noor Malik, Darrah Haffner, Sarah Smith, T. Robert Harris, Olaf Paepke, and Linda Birnbaum. 2010. "Bisphenol a (BPA) in US Food." *Environmental Science & Technology* 44 (24). ACS Publications: 9425–30.

"Plastics in Oceans Decompose, Release Hazardous Chemicals, Surprising New Study Says - American Chemical Society." 2017. *American Chemical Society*. Accessed July 3.
<https://www.acs.org/content/acs/en/pressroom/newsreleases/2009/august/plastics-in-oceans-decompose-release-hazardous-chemicals-surprising-new-study-says.html>.

Lundin, Michael D., Andrew M. Danby, Geoffrey R. Akien, Thomas P. Binder, Daryle H. Busch, and Bala Subramaniam. 2015. "Liquid CO₂ as a Safe and Benign Solvent for the Ozonolysis of Fatty Acid Methyl Esters." *ACS Sustainable Chemistry & Engineering* 3 (12). American Chemical Society: 3307–14.

Azevedo, A. B. A. de, Paulo Mazzafera, R. S. Mohamed, S. A. B. Vieira de Melo, and T. G. Kieckbusch. 2008. "Extraction of Caffeine, Chlorogenic Acids and Lipids from Green Coffee Beans Using Supercritical Carbon Dioxide and Co-Solvents." *Brazilian Journal of Chemical Engineering* 25 (3). Associação Brasileira de Engenharia Química: 543–52.

Koelmans, Albert A., Ellen Besseling, and Edwin M. Foekema. 2014. "Leaching of Plastic Additives to Marine Organisms." *Environmental Pollution* 187 (April): 49–54.

Moreta, Cristina, and María-Teresa Tena. 2015. "Determination of Plastic Additives in Packaging by Liquid Chromatography Coupled to High Resolution Mass Spectrometry." *Journal of Chromatography. A* 1414 (October): 77–87.

Goedknecht, M. A., M. E. Feis, and K. M. Wegner. 2016. "Parasites and Marine Invasions: Ecological and Evolutionary Perspectives." *Journal of Sea Research*. Elsevier.
<http://www.sciencedirect.com/science/article/pii/S1385110115300563>.

Teresa A.P. Rocha-Santos and Armando C. Duarte, ed. 2017. "Characterization and Analysis of Microplastics." In *Comprehensive Analytical Chemistry*, 75:i. Elsevier.

Li, W. C., H. F. Tse, and L. Fok. 2016. "Plastic Waste in the Marine Environment: A Review of Sources, Occurrence and Effects." *The Science of the Total Environment* 566-567 (October): 333–49.

Hermabessiere, Ludovic, Alexandre Dehaut, Ika Paul-Pont, Camille Lacroix, Ronan Jezequel, Philippe Soudant, and Guillaume Duflos. 2017. "Occurrence and Effects of Plastic Additives on Marine Environments and Organisms: A Review." *Chemosphere* 182 (September): 781–93.

Spack, Lionel, Cristina Alvarez, Jean M. F. Martins, and Joseph Tarradellas. 1998. "Comparison of Supercritical Fluid Extraction (SFE), Soxhlet and Shaking Methods for Pendimethalin Extraction from Soils: Effect of Soil Properties and Water Content." *Journal of Contaminant Hydrology* 33 (1): 171–85.

Crompton, Roy. 2007. *Determination of Additives in Polymers and Rubbers*. iSmithers Rapra Publishing.

Berlin, Alexandr A., Svetlana Z. Rogovina, and Gennady E. Zaikov. 2016. *Additives in Polymers: Analysis and Applications*. CRC Press.

King, Jerry W., and Gary R. List. 1996. *Supercritical Fluid Technology in Oil and Lipid Chemistry*. The American Oil Chemists Society.

Avio, Carlo Giacomo, Stefania Gorbi, and Francesco Regoli. 2017. "Plastics and Microplastics in the Oceans: From Emerging Pollutants to Emerged Threat." *Marine Environmental Research* 128 (July): 2–11.

Gilbert, Marianne. 2016. *Brydson's Plastics Materials*. William Andrew.

Costa, João Pinto da, Patrícia S. M. Santos, Armando C. Duarte, and Teresa Rocha-Santos. 2016. "(Nano)plastics in the Environment - Sources, Fates and Effects." *The Science of the Total Environment* 566-567 (October): 15–26.

Costa, João Pinto da, Armando C. Duarte, and Teresa A. P. Rocha-Santos. 2017. "Microplastics ? Occurrence, Fate and Behaviour in the Environment." In *Characterization and Analysis of Microplastics*, 75:1–24. Comprehensive Analytical Chemistry. Elsevier.

Restrepo-Flórez, Juan-Manuel, Amarjeet Bassi, and Michael R. Thompson. 2014. "Microbial Degradation and Deterioration of Polyethylene – A Review." *International Biodeterioration & Biodegradation* 88 (March): 83–90.

Dias, B. F. de S., and Others. 2016. "Marine Debris: Understanding, Preventing and Mitigating the Significant Adverse Impacts on Marine and Coastal Biodiversity." *CBD Technical Series*, no. 83. Convention on Biological Diversity. <https://www.cabdirect.org/cabdirect/abstract/20173021219>.

"Nanoplastics in the Aquatic Environment. Critical Review - Springer." 2017. Accessed June 27. http://link.springer.com/10.1007/978-3-319-16510-3_12.

Ter Halle, Alexandra, Lucie Ladirat, Marion Martignac, Anne Françoise Mingotaud, Olivier Boyron, and Emile Perez. 2017. "To What Extent Are Microplastics from the Open Ocean Weathered?" *Environmental Pollution* 227 (August): 167–74.